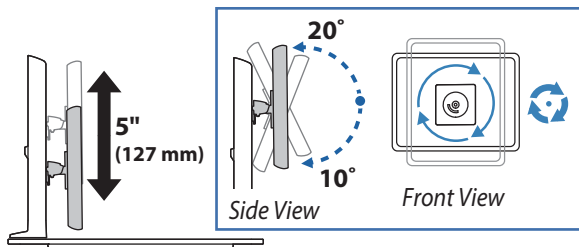
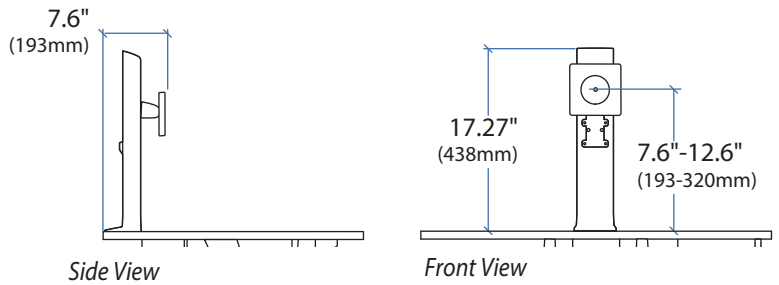


WorkFit™ Single HD Monitor Kit for WorkFit-T, TL, TLE, TX, and Corner Desk Converters

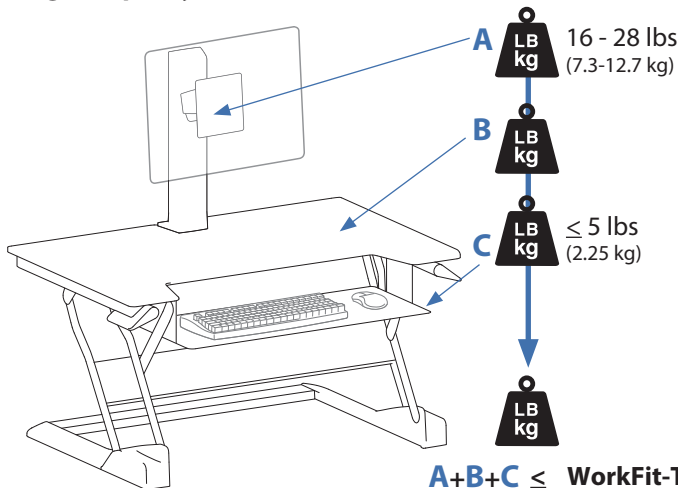
Range of Motion



Dimensions



Weight Capacity



A+B+C ≤ WorkFit-T: 28.4 lbs (12.88 kg)
 WorkFit-TL: 33.4 lbs (15.15 kg)
 WorkFit-TLE: 33.4 lbs (15.15 kg)
 WorkFit-TX: 33.4 lbs (15.15 kg)
 WorkFit-Corner: 28.4 lbs (12.88 kg)

Americas Sales and Corporate Headquarters

St. Paul, MN USA
 (800) 888-8458
 +1-651-681-7600
 www.ergotron.com
 sales@ergotron.com

EMEA Sales

Amersfoort, The Netherlands
 +31 33 45 45 600
 www.ergotron.com
 info.eu@ergotron.com

APAC Sale

Tokyo, Japan
 www.ergotron.com
 apaccustomerservice@ergotron.com

Worldwide OEM Sales

www.ergotron.com
 info.oem@ergotron.com